




## DETAILED ESTIMATE

S.No.	Description of item of work	No	Length(Mtr.)	Total (Mtr.)	
1	100MVA PTR-I & II LAs earth pit				
i)	Equipment to earth pit earthing (100 x 16 MS flat)	6	2.33	14	
ii)	Earth pit to Earth mat (100 x 16 GI flat )	6	1.33	8	
2	100MVA PTR-II Earth pit				
i)	Equipment to earth pit earthing (75 x 8 MS flat)	1	9	9	
ii)	Earth pit to Earth mat (75 x 8 GI flat )	1	4	4	
A)	100 x 16 MS earth flat requirement			14	RMT
	Wastage @5%			0.7	
			Total	14.7	
	Total 100 x 16 MS earth flat requirement			15	RMT
B)	100 x 16 GI earth flat requirement			8	RMT
	Wastage @5%			0.4	
			Total	8.4	
	Total 100 x 16 GI earth flat requirement			9	RMT
C)	75 x 8 MS earth flat requirement			9	RMT
	Wastage @5%			0.45	
			Total	9.45	
	Total 75 x 8 MS earth flat requirement			10	RMT
D)	75 x 8 GI earth flat requirement			4	RMT
	Wastage @5%			0.2	
			Total	4.2	
	Total 75 x 8 GI earth flat requirement			5	RMT

  
Divisional Engineer  
O&M,400KV, Nirmal

  
Assistant Divisional Engineer  
Maintenance,220KV SS Nirmal

  
Assistant Engineer  
Maintenance,220KV SS Nirmal